

CATALOGO

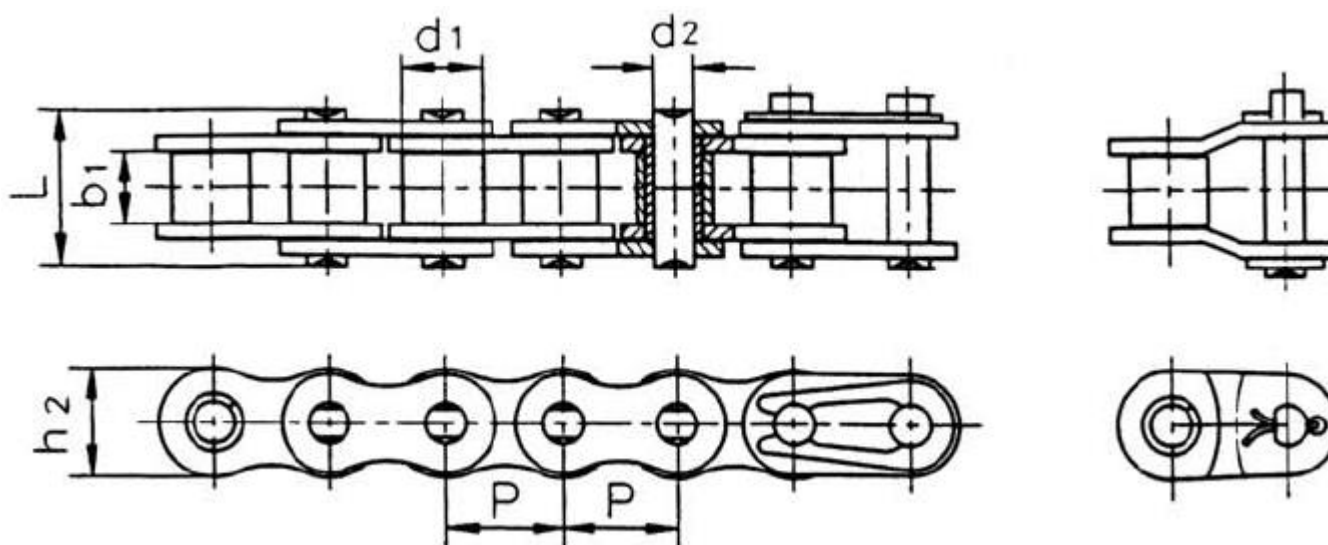
CATENA

PTE

POWER TRANSMISSION EQUIPMENT

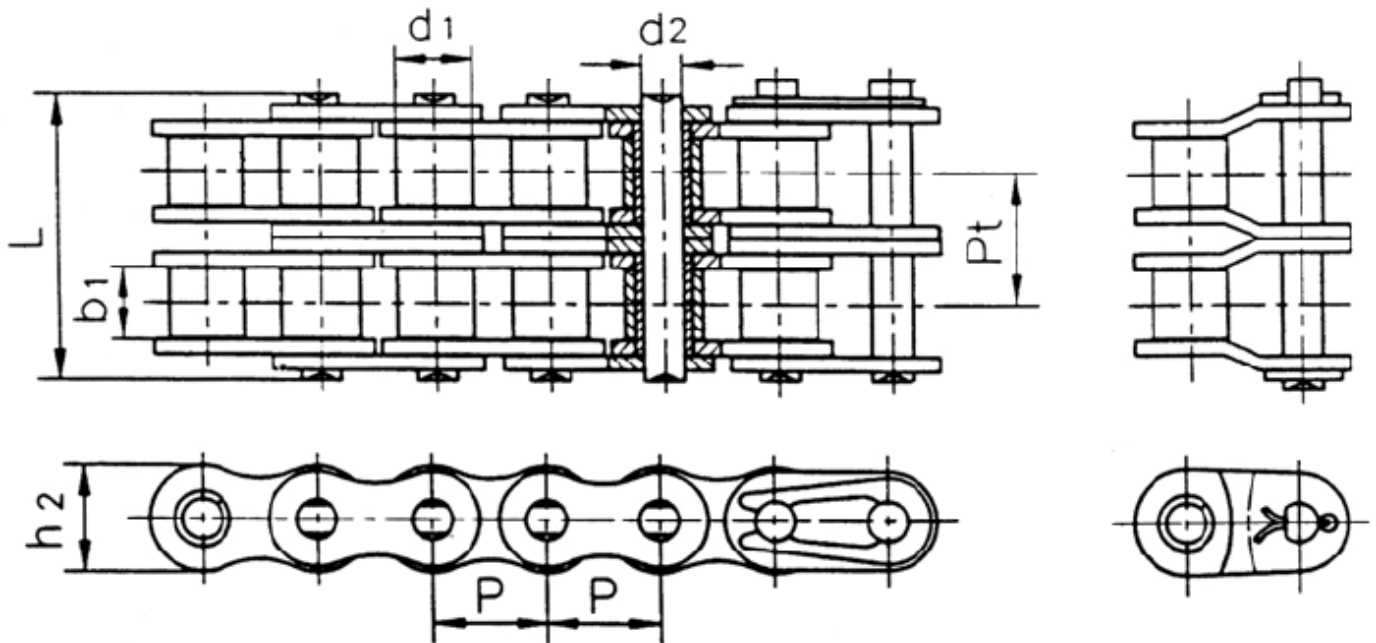


CATENA SEMPLICE



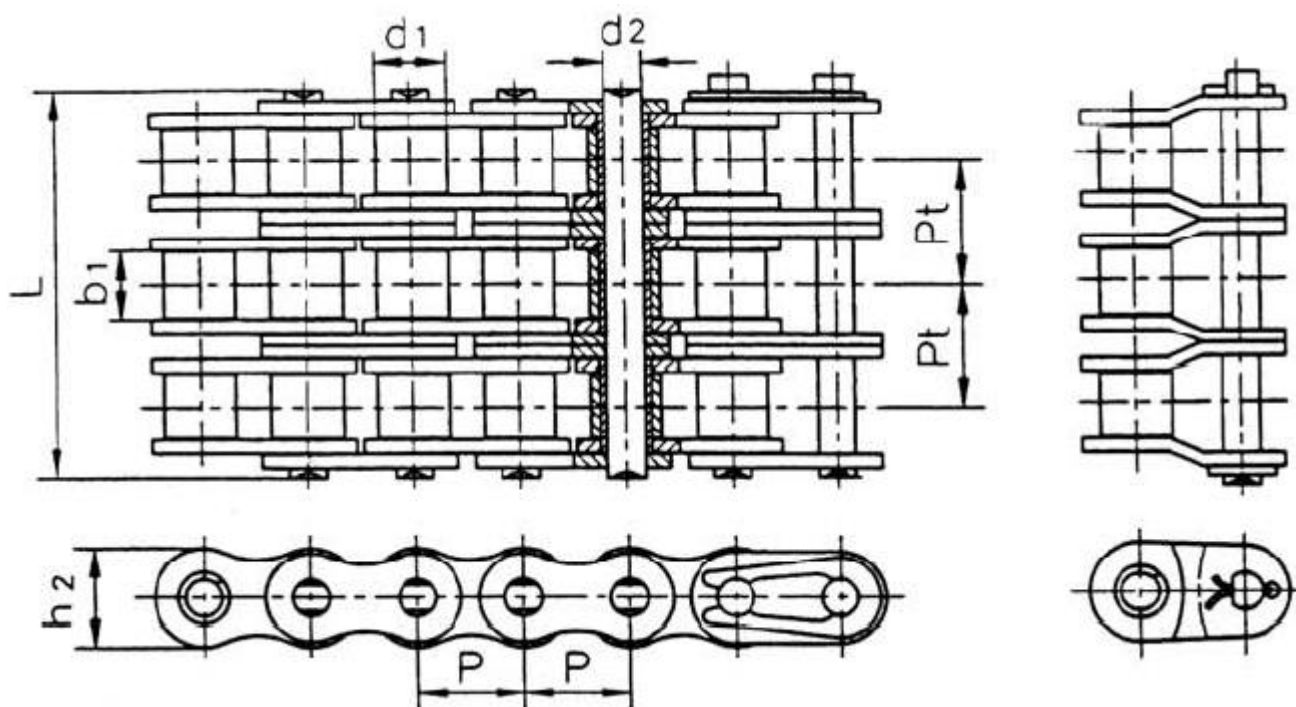
TIPO	PASSO – P		LARGH. INTERNA	DIAM. PERNO	RULLO CATENA	INGOMBRO MAX	ALTEZZA PIASTRA	CARICO ROTTURA	PESO AL MT
	mm	inch							
05B1	8.00		3.00	2.31	5.00	8.6	7.11	4.40	0.18
06B1	9.525	3/8"	5.72	3.28	6.35	13.5	8.26	8.90	0.41
08B1	12.70	1/2"	7.75	4.45	8.51	17.0	11.81	17.80	0.70
10B1	15.875	5/8"	9.65	5.08	10.16	19.6	14.73	22.20	0.95
12B1	19.05	3/4"	11.68	5.72	12.07	22.7	16.13	28.90	1.25
16B1	25.40	1"	17.02	8.28	15.88	36.1	21.08	60.00	2.70
20B1	31.75	1"1/4	19.56	10.19	19.05	43.2	26.42	95.00	3.60
24B1	38.10	1"1/2	25.40	14.63	25.40	53.4	33.40	160.00	6.70
28B1	44.45	1"3/4	30.99	15.90	27.94	65.1	37.08	200.00	8.30
32B1	50.80	2"	30.99	17.81	29.21	67.4	42.29	250.00	10.5

CATENA DOPPIA



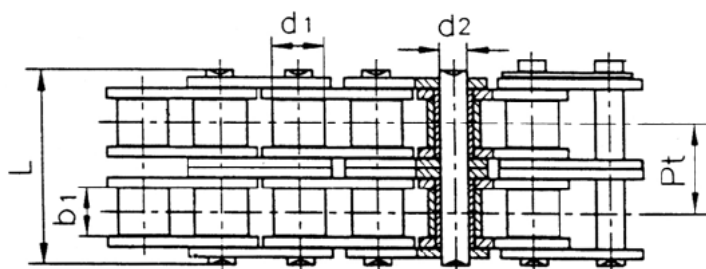
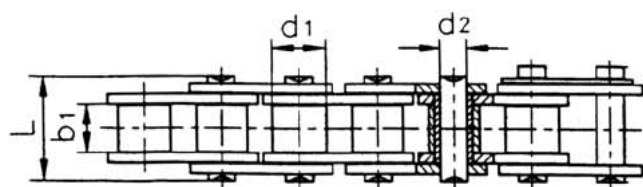
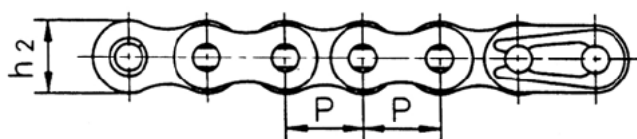
TIPO	PASSO – P		LARGH. INTERNA	DIAM. PERNO	RULLO CATENA	INGOM. MAX	ALTEZZA PIASTRA	CARICO ROTTURA	INTERASSE	PESO MT
	mm	inch	b1 min	d2 max	d1 max	L max	h2 max	Kn	Pt mm	Kg/m
06B2	9.525	3/8"	5.72	3.28	6.35	23.8	8.26	10.24	16.90	0.78
08B2	12.70	1/2"	7.75	4.45	8.51	31.0	11.81	13.92	31.10	1.35
10B2	15.875	5/8"	9.65	5.08	10.16	36.2	14.73	16.59	44.50	1.85
12B2	19.05	3/4"	11.68	5.72	12.07	42.2	16.13	19.46	57.80	2.50
16B2	25.40	1"	17.02	8.28	15.88	68.0	21.08	31.88	106.00	5.40
20B2	31.75	1"1/4	19.56	10.19	19.05	79.7	26.42	36.45	170.00	7.20
24B2	38.10	1"1/2	25.40	14.63	25.40	101.8	33.40	48.36	280.00	13.50
28B2	44.45	1"3/4	30.99	15.90	27.94	124.7	37.08	59.56	360.00	16.60
32B2	50.80	2"	30.99	17.81	29.21	126.0	42.29	58.55	450.00	21.00

CATENA TRIPLA



TIPO	PASSO – P		LARGH. INTERNA	DIAM. PERNO	RULLO CATENA	INGOM. MAX	ALTEZZA PIASTRA	CARICO ROTTURA	INTERASSE	PESO MT
	mm	inch	b1 min	d2 max	d1 max	L max	h2 max	Kn	Pt mm	Kg/m
06B3	9.525	3/8"	5.72	3.28	6.35	34.0	8.26	10.24	24.90	1.2
08B3	12.70	1/2"	7.75	4.45	8.51	44.9	11.81	13.92	44.50	2.0
10B3	15.875	5/8"	9.65	5.08	10.16	52.8	14.73	16.59	66.70	2.8
12B3	19.05	3/4"	11.68	5.72	12.07	61.7	16.13	19.46	86.70	3.8
16B3	25.40	1"	17.02	8.28	15.88	99.9	21.08	31.88	160.00	8.0
20B3	31.75	1"1/4	19.56	10.19	19.05	116.1	26.42	36.45	250.00	11.0
24B3	38.10	1"1/2	25.40	14.63	25.40	150.2	33.40	48.36	425.00	21.0
28B3	44.45	1"3/4	30.99	15.90	27.94	184.3	37.08	59.56	530.00	25.0
32B3	50.80	2"	30.99	17.81	29.21	226.8	42.29	58.55	670.00	32.0

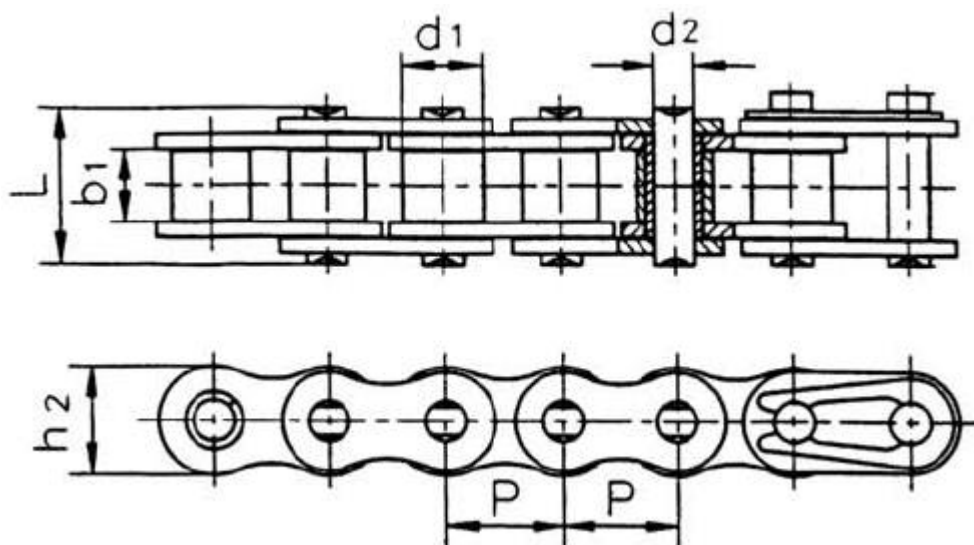
CATENA INOX



TIPO	PASSO P	LARGH. INTERNA	DIAM. PERNO	RULLO CATENA	INGOMBRO MAX	ALTEZZA PIASTRA	CARICO ROTTURA	PESO AL MT
	mm	b1 min	d2 max	d1 max	L max	h2 max	Kn	q Kg/m
SS 05B1	8.00	3.00	2.31	5.00	8.6	7.11	3.40	0.18
SS 06B1	9.525	5.72	3.28	6.35	13.5	8.26	4.40	0.41
SS 08B1	12.70	7.75	4.45	8.51	17.0	11.81	9.80	0.70
SS 10B1	15.875	9.65	5.08	10.16	19.6	14.73	13.60	0.95
SS 12B1	19.05	11.68	5.72	12.07	22.7	16.13	15.00	1.25
SS 16B1	25.40	17.02	8.28	15.88	36.1	21.08	39.50	2.70

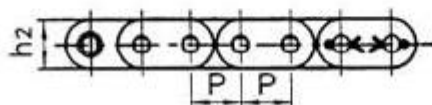
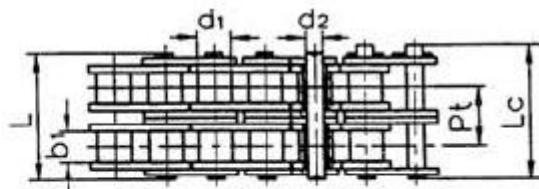
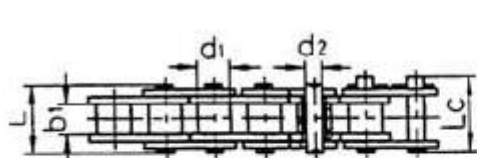
TIPO	PASSO P	LARGH. INTERNA	DIAM. PERNO	RULLO CATENA	INGOMBRO MAX	ALTEZZA PIASTRA	INTERASSE	CARICO ROTTURA	PESO AL MT
	mm	b1 min	d2 max	d1 max	L max	h2 max	Pt mm	Kn	q Kg/m
SS 06B1	9.525	5.72	3.28	6.35	23.8	8.26	10.24	8.04	0.78
SS 08B1	12.70	7.75	4.45	8.51	31.0	11.81	13.92	16.95	1.35
SS 10B1	15.875	9.65	5.08	10.16	36.2	14.73	16.59	27.00	1.85
SS 12B1	19.05	11.68	5.72	12.07	42.2	16.13	19.46	29.70	2.50
SS 16B1	25.40	17.02	8.28	15.88	68.0	21.08	31.88	69.00	5.40

CATENA NICHELATA



TIPO	PASSO – P		LARGH. INTERNA	DIAM. PERNO	RULLO CATENA	INGOM. MAX	ALTEZZA PIASTRA	CARICO ROTTURA	PESO MT
	mm	inch							
06B1	9.525	3/8"	5.72	3.28	6.35	13.5	8.26	9.00	0.41
08B1	12.70	1/2"	7.75	4.45	8.51	17.0	11.81	18.00	0.70
10B1	15.875	5/8"	9.65	5.08	10.16	19.6	14.73	22.40	0.95
12B1	19.05	3/4"	11.68	5.72	12.07	22.7	16.13	29.00	1.25
16B1	25.40	1"	17.02	8.28	15.88	36.1	21.08	60.00	2.70

CATENA PASTRE PIANE



TIPO	PASSO – P		LARGH. INTERNA	DIAM. PERNO	RULLO CATENA	INGOM. MAX	ALTEZZA PIASTRA	CARICO ROTTURA	PESO MT
	mm	inch							
08B1 SP	12.70	1/2"	7.75	4.45	8.51	17.0	11.81	17.00	0.80
10B1 SP	15.875	5/8"	9.65	5.08	10.16	19.6	14.73	22.00	1.00
12B1 SP	19.05	3/4"	11.68	5.72	12.07	22.7	16.13	28.00	1.30
16B1 SP	25.40	1"	17.02	8.28	15.88	36.1	21.08	57.00	2.90
12B2 SP	19.05	3/4"	11.68	5.72	12.07	42.2	16.13	60.00	2.60